

BARRINGTON


Barrington is a traditionally trimmed and detailed product design. The worksurface is 1¼" thick with a reverse ogee edge, supported by a detailed pedestal with 2¾" mitered plinth base. All edges are mitered in the corners. Where return and bridge tops join a desk and credenza worksurface, the edge is interrupted and continued with an inside mitered connection. This allows a smooth transition between worksurfaces. A stepped and fluted stile trims the vertical elements on the approach of the desk, the end panels of door and drawer units, and the vertical panels on upper storage components. The tops of high-rise storage units and anchors have a 3" crown molding to complete the traditional detailing. The approach side of the desk has a stepped modesty panel, and the back of credenzas and storage units are flush, finished and do not include the base detail. The finish on the pulls is bright brass. Black locks are standard on all drawers and are keyed alike by set-up.

This price list allows a certain amount of flexibility with the drawer storage components. The box-box-file pedestals (6-6-12) indicated with the letter A and the file-file (12-12) indicated with the letter B are interchangeable. Within the model number, the letters after the dimensional numbers communicate the drawer configuration. These letters indicate the sequence and type of drawer storage on the unit. The A and B pedestals are interchangeable at the same price.

The overall dimensions indicated throughout this price list for each item include the projection of the edge and crown moulding details. When components are configured together to form larger assemblies, this projected detail is eliminated but the body of the unit remains the same. Therefore the overall combined dimension of a configuration will not be the sum of the single unit's dimensions. This assures a transition between components that is tight and free of gaps. Contact the factory for exact dimensions if overall size of a configured unit is required.

BARRINGTON LE

Barrington LE is an enhanced version of Barrington that introduces accent borders of quartered figured Anigre on primary panels throughout the product offering. This border provides a subtle contrast between the plain sliced bookmatched Cherry infield and the traditionally detailed solid wood trim. Each horizontal worksurface has a 2" short grain border which forms a complete mitered frame. When worksurfaces are connected, the border pattern is continuous on each top even though the edge detail is interrupted for flush transitions between tops. This develops a double border at the connecting joints. Multiple piece table tops have a mitered 3" short grain border at the perimeter edges only to assist the table top in appearing to be one piece. A mitered 1 3/4" short grain border is utilized on the vertical approach panels of the desks and the doors and drawer fronts of all units. The standard configuration of these borders is determined by the locations of the vertical pilaster details. Typically there will be one border pattern within the space established by the vertical pilasters. The Barrington LE reception desk has a mitered 2 1/4" short grain border on the front approach panels and mitered 1 3/4" short grain border on the transaction tops. The reception desk worksurfaces, reception desk drawer fronts and the pilastered table bases DO NOT have the short grain border pattern included in the price. The Barrington LE price column reflects the borders as located in the above descriptions. If a different application of the accent border is required than what is outlined in this pricelist, please contact the factory to discuss the desired placement of the borders and the corresponding price, whether on the tops or vertical panels.



There are a selected number of upper storage units that have individual lite true mullion doors with 1/8" clear antique glass. These doors provide added traditional detailing to the complete Barrington design. The glass doors have mitered solid wood frames that match the body of the unit on the standard Barrington pieces. The Barrington LE glass doors feature the accent quartered figured Anigre short grain veneers on the door frames. The glass door enclosures have adjustable wood shelving included in the price that can be enhanced with optional recessed lighting and optional adjustable glass shelving to provide display storage.

Selected pieces of both Barrington and Barrington LE have available optional 3 piece leather insert tops. The sections of the leather top are divided by 2" solid wood battens. The standard Barrington desk tops with leather insert tops have a 3 1/2" solid ogee edge trim. The leather insert tops on Barrington LE products have 2 1/2" Anigre border between the solid ogee edge and the leather insert panels.

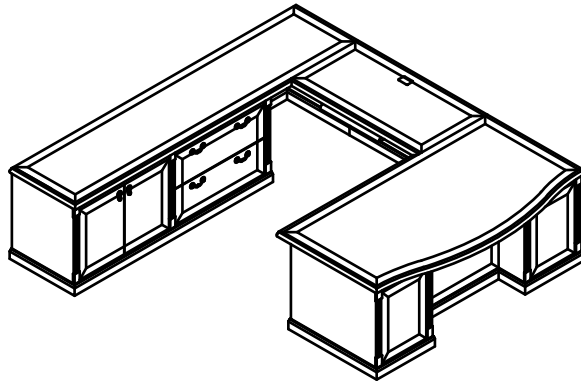
CONFIGURATION EXAMPLES

Description

Model Number

Price (US\$)
Standard ££

Weight
(lbs.)



Configuration G/A

overall dimension 109½"D x 108"W x 29"H

Components:

Single Pedestal Desk
Center Drawer

GD0T-4384-CR
ACD-21

7359 9794
275 275

280

Executive Height Bridge
Articulating Keyboard Tray
Large Black Grommet

GB0-2448
AKTW-22
AGR-BL

1979 2420
425 425
75 75

79

Extended Credenza with combination storage

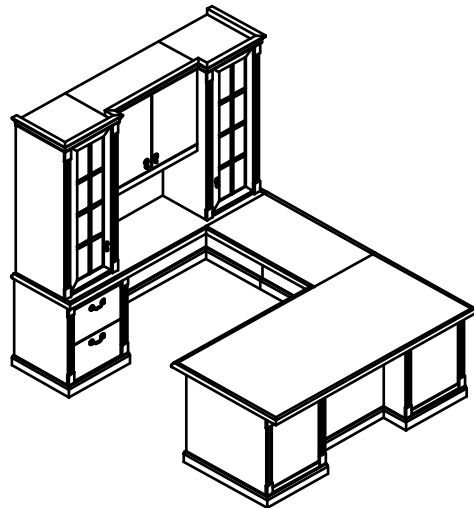
GC0-26108-HHFL

7625 9383

323

Total: 17738 22372 682

££ shown



Configuration G/B

overall dimension 98½"D x 78"W x 77"H

Components:

Single Pedestal Desk

GD0-3678-CR

6551 8675

249

Executive Height Bridge

GB0-2142

1808 2168

64

Single Pedestal Kneespace Credenza

GC0-2178-DL

5098 5947

202

Split Door Hi-Rise Storage
w/ Wood Framed Glass Door Ends

GSUL331G-2178

9093 9845

468

Total: 22550 26635 983

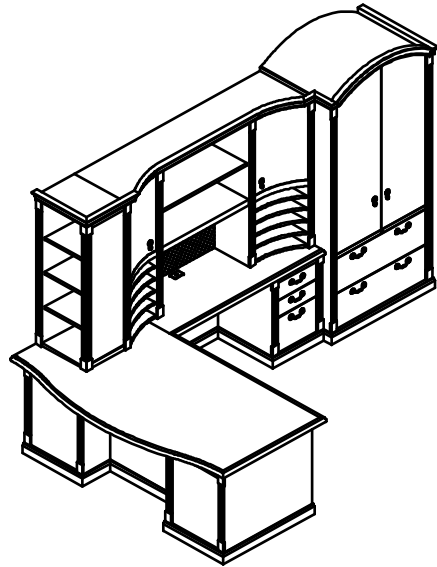
CONFIGURATION EXAMPLES

Description

Model Number

Price (US\$)
Standard ££

Weight
(lbs.)

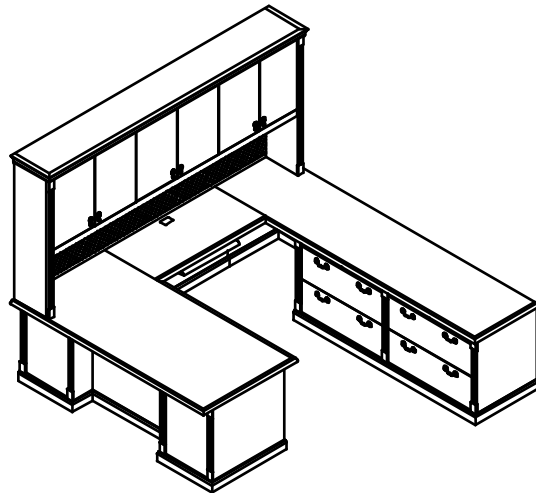


Configuration G/C

overall dimension 72"D x 117¾"W x 81"H

Components:

Single Pedestal Desk w/ Tulip Top	GD0T-4072-BL	6969	9080	247
Executive Height Return	GR0-2442-AR	3963	4587	149
End Bookcase	GSBT13-152148	2891	2363	101
Cove Front High- Rise Storage Tackboard (30")	GSUU311-2166 ATBF-30	6871 188	7325 188	364
Arch Top File Storage Anchor	GSSA132-283681	<u>8933</u>	<u>9964</u>	<u>448</u>
Total:		30815	34407	1309




Configuration G/D

overall dimension 109½"D x 108"W x 77"H

Components:

Single Pedestal Desk	GD0-3672-AL	6417	8420	238
Executive Height Bridge	GB0-2448	1979	2420	79
Articulating Keyboard Tray	AKTW-22	425	425	
Large Black Grommet	AGR-BL	75	75	
Extended Credenza with Double Lateral Files	GC0-26108-FFR	7927	9703	363
Medium Profile Hi-Rise Storage Tackboard (108" - 3 piece)	GSUH31-17108 ATBF-108	6464 675	7495 675	347
Tasklight (2 - 48" daisy-chained)	ATD96	<u>470</u>	<u>470</u>	
Total:		24432	29683	1027

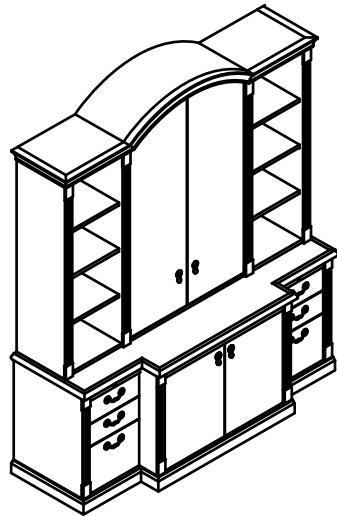


Configuration G/E

overall dimension 22½"D x 77½"W x 81"H

Components:

Left End Accent Open Shelving	GSB0150L-172477	4003	4003	182
Arch Top File Storage Anchor	GSSA132-233681	8493	9524	395
Right End Accent Open Shelving	GSB0150R-172477	<u>4003</u>	<u>4003</u>	<u>182</u>
	Total:	16499	17530	759

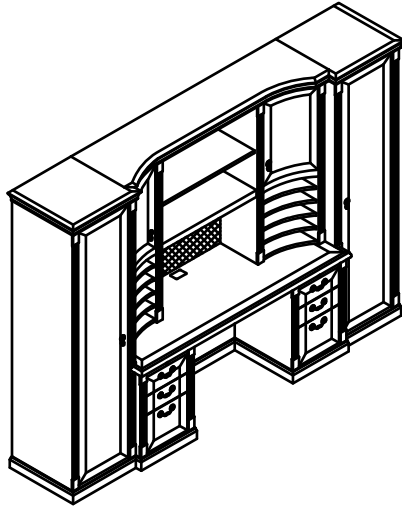


Configuration G/F

overall dimension 25½"D x 84"W x 81"H

Components:

Full Storage Credenza w/ Center Breakfront	GCK-2684-CHHC	9181	10822	347
Arch Top Hi-Rise Storage	GSUA333-1784	<u>7541</u>	<u>8336</u>	<u>391</u>
	Total:	16722	19158	738



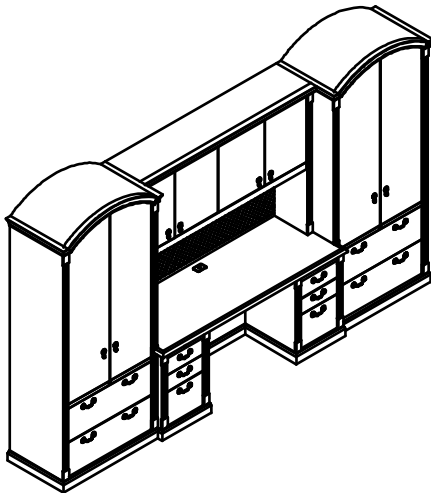
Configuration G/G

overall dimension 25½"D x 109"W x 77"H

Components:

Left Hinged Door Anchor (hinged left)	GSH0150L-232177	5853	6499	250
Double Pedestal Kneespace Credenza Large Black Grommet	GC0-2672-AA AGR-BL	6613 75	7738 75	269
Cove Front Hi-Rise Storage Tackboard (33") Tasklight (24")	GSUU311-2172 ATBF-33 ATL24	7015 207 200	7494 207 200	387
Right Hinged Door Anchor (hinged right)	GSH0150R-232277	<u>5853</u>	<u>6499</u>	<u>250</u>
Total:		25816	78712	1156

LE shown



Configuration G/H

overall dimension 25½"D x 137"W x 81"H

Components:

Left Arch Top File Storage Anchor	GSSA132L-233681	8493	9542	395
Double Pedestal Kneespace Credenza Large Black Grommet	GC0-2672-AA AGR-BL	6613 75	7738 75	269
Medium Profile Hi-Rise Storage Tackboard (72" - 2 piece) Tasklight (48")	GSUH21-1772 ATBF-72 ATL48	4976 450 235	5686 450 235	245
Right Arch Top File Storage Anchor	GSSA132R-233681	<u>8493</u>	<u>9524</u>	<u>395</u>
Total:		29335	33232	1304

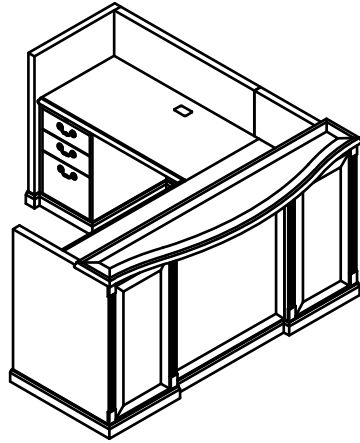
CONFIGURATION EXAMPLES

Description

Model Number

Price (US\$)
Standard ££

Weight
(lbs.)

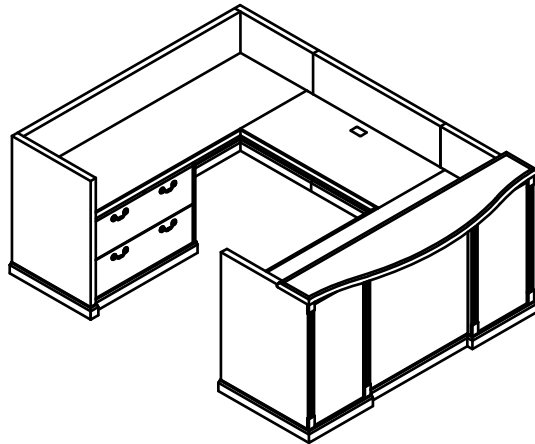


Configuration G/I

overall dimension 84¾"D x 84"W x 42½"H

Components:

Reception Desk w/ Single Pedestal	GD0RTT-3784-CR	8947	10811	441
Center Drawer	ACD-21	275	275	
Large Black Grommet (2)	AGR-BL	150	150	
Reception Desk Return w/ Pedestal	GR0R-2448-CL	4902	4902	208
Large Black Grommet	AGR-BL	75	75	
	Total:	14349	16213	649



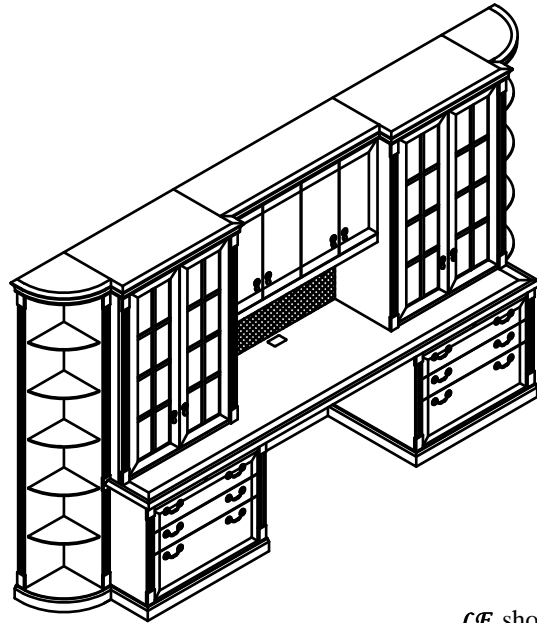
Configuration G/J

overall dimension 112¾"D x 84"W x 42½"H

Components:

Reception Desk w/ Single Pedestal	GD0RTT-3784-CR	8947	10811	441
Center Drawer	ACD-21	275	275	
Large Black Grommet (2)	AGR-BL	150	150	
Reception Desk Bridge	GB0R-2448	2505	2505	99
Large Black Grommet	AGR-BL	75	75	
Reception Desk Credenza	GC0R-2884-FL	7255	7255	353
	Total:	19207	21071	893

CONFIGURATION EXAMPLES



LE shown

Description

Model Number

Price (US\$)
Standard *LE*

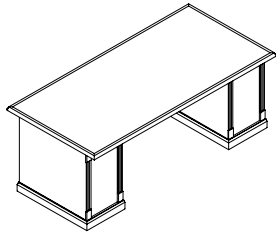
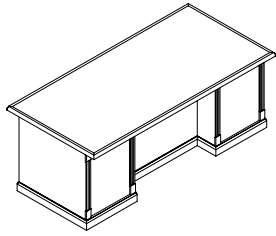
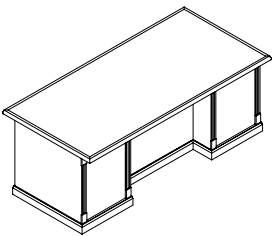
Weight
(lbs.)

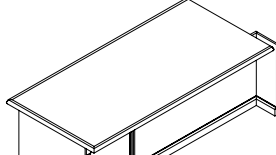
Configuration G/X

overall dimension 25½"D x 153½"W x 77"H

Components:

Accent End Open Shelving	GSE0150L-171777	4442	4442	120
Kneespace Credenza with Double Lateral Files	GC0-26120-FF	8154	10032	381
	AGR-BL	75	75	
Split Door Hi-Rise Storage with Glass Doors	GSUL431G-21120	12404	13511	695
	Tackboard (40")	250	250	
	Tasklight (36")	210	210	
Accent End Open Shelving	GSE0150R-171777	<u>4442</u>	<u>4442</u>	<u>120</u>
Total:		29977	32962	1316

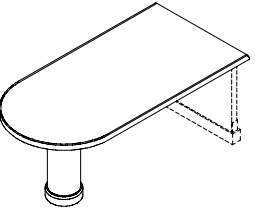
Description	Model Number	Overall Dimensions (in.)			Notes	Price (US\$)		Weight (lbs.)
		Depth	Width	Height		Standard	LE	
	GDT-3666-PP	36	66	29	2 hinged door pedestals (8" wide door)*	7306	8925	192
	GDT-3672-PP	36	72	29	2 hinged door pedestals (8" wide door)*	7411	9123	202
	GDT-3678-PP	36	78	29	2 hinged door pedestals (11" wide door)*	7527	9331	211
	GDT-3684-PP	36	84	29	2 hinged door pedestals (11" wide door)*	7636	9533	220
	GDT-3678-AB	36	78	29	letter width b/b/f & f/f pedestals	7431	9331	281
	GDT-3684-AB	36	84	29	letter width b/b/f & f/f pedestals	7539	9532	290
					*note: narrow pedestal sizes			
					LE includes 2" figured anigre short grain border on top with 1¾" figured anigre short grain borders on approach pedestal fronts and seated side drawer & door fronts. Optional 3 piece leather top (see page 40 for pricing)			
Rectangular top	<hr/>							
	GD0-3672-AR	36	72	29	letter width b/b/f pedestal right	6417	8420	238
	GD0-3678-CR	36	78	29	legal width b/b/f pedestal right	6551	8675	249
	GD0-3684-CR	36	84	29	legal width b/b/f pedestal right	6683	8932	260
					LE includes 2" figured anigre short grain border on top with 1¾" figured anigre short grain border on approach pedestal fronts, modesty panel, and seated side drawer fronts. Optional 3 piece leather top (see page 40 for pricing)			
Kneespace shelf on left Rectangular top	Specify Left or Right (seated)							
	GD0-3672-AB	36	72	29	letter width b/b/f & f/f pedestals	7777	10008	294
	GD0-3678-CD	36	78	29	legal width b/b/f & f/f pedestals	7911	10262	305
	GD0-3684-CD	36	84	29	legal width b/b/f & f/f pedestals	8044	10519	316
					LE includes 2" figured anigre short grain border on top with 1¾" figured anigre short grain border on approach pedestal fronts, modesty panels, and seated side drawer fronts. Optional 3 piece leather top (see page 40 for pricing)			
Rectangular top	<hr/>							

Description	Model Number	Overall Dimensions (in.)			Notes	Price (US\$)		Weight (lbs.)
		Depth	Width	Height		Standard	LE	
	GDU-3048-AR	30	48	29	letter width b/b/f pedestal right*	5416	6394	159
	GDU-3054-AR	30	54	29	letter width b/b/f pedestal right	5544	6597	169
	GDU-3060-CR	30	60	29	legal width b/b/f pedestal right	5673	6804	179
	GDU-3666-CR	36	66	29	legal width b/b/f pedestal right	5945	7254	202
	GDU-3672-CR	36	72	29	legal width b/b/f pedestal right	6078	7471	214

*note: narrow kneespace

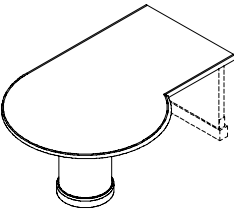
Extension panel in front of modesty
Specify **Left** or **Right** (right shown)

LE includes 2" figured anigre short grain border on top with 1¾" figured anigre short grain border on approach pedestal fronts and seated side drawer fronts

	GDRU-3048	30	48	29	run-off (no end panel)	2477	3034	60
	GDRU-3054	30	54	29	run-off (no end panel)	2560	3177	66
	GDRU-3066	30	66	29	run-off (no end panel)	2723	3456	79
	GDRU-3666	36	66	29	run-off (no end panel)	2827	3671	93
	GDRU-3672	36	72	29	run-off (no end panel)	2911	3820	100
	GDR-3066	30	66	29	free-standing (with end panel and bracing)	3428	4162	105
	GDR-3666	36	66	29	free-standing (with end panel and bracing)	3576	4417	124
	GDR-3672	36	72	29	free-standing (with end panel and bracing)	3659	4566	131

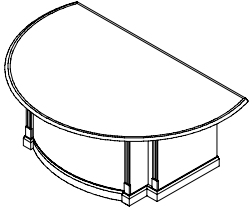
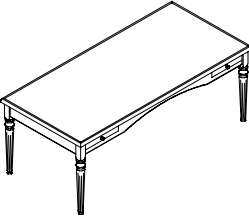
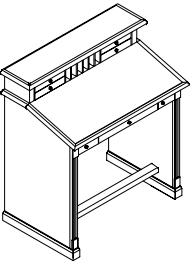
10½" diameter cylinder leg

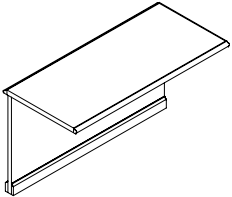
LE includes 2" figured anigre short grain border on top

	GDFU-4266-R	30/42	66	29	run-off (no end panel) 30"w square end	3492	4442	196
	GDFU-4272-R	30/42	72	29	run-off (no end panel) 30"w square end	3584	4607	205
	GDFU-4872-R	36/48	72	29	run-off (no end panel) 36"w square end	3691	4828	220
	GDFU-4878-R	36/48	78	29	run-off (no end panel) 36"w square end	3785	5006	230
	GDFU-4884-R	36/48	84	29	run-off (no end panel) 36"w square end	3872	5180	240
	GDP-4272	30/42	72	29	free-standing (with end panel and bracing)	4682	5704	241
	GDP-4878	36/48	78	29	free-standing (with end panel and bracing)	4951	6173	272
	GDP-4884	36/48	84	29	free-standing (with end panel and bracing)	5052	6359	282

17½" diameter cylinder leg
Conferencing on approach side
Specify **Left** or **Right** (right shown)

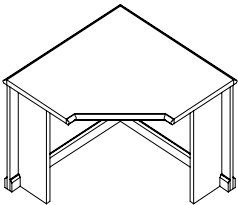
LE includes 2" figured anigre short grain border on top

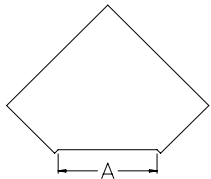
Description	Model Number	Overall Dimensions (in.)			Notes	Price (US\$)		Weight (lbs.)
		Depth	Width	Height		Standard	LE	
	GDL00B-5278-ab	52	78	29		10345	12386	348
	GDLF0B-5278-ab	52	78	29	sunburst pattern top	11873	13912	348
	GDL00B-5484-ab	54	84	29		10640	12871	368
	GDLF0B-5484-ab	54	84	29	sunburst pattern top	12346	14576	368
	GDL00B-4872	48	72	29	no pedestals	7302	9117	212
Includes two mini pedestals (9 ³ / ₈ " w) (box/box/file at left and file/file at right)					LE includes 2" figured anigre short grain border on top with 1³/₄" figured anigre short grain on curved approach modesty panel.			
	GTS4A-3072-0-DR2	30	72	29		4363	5109	133
	GTS4A-3672-0-DR2	36	72	29		4573	5434	149
	GTS4A-3678-0-DR2	36	78	29		4751	5672	158
	GTS4A-4284-0-DR2	42	84	29		5164	6279	186
Includes 2 personal drawers					LE includes 2" figured anigre short grain border on top. Optional 3 piece leather top (see page 40 for pricing)			
	GDI-3348	33	48	52		6577	7139	191
	GDI-3354	33	54	52		6883	7504	214
Raised organizer components					LE includes 1³/₄" figured anigre short grain border on top cap with a 2" figured anigre short grain border on worksurface			

Description	Model Number	Overall Dimensions (in.)			Notes	Price (US\$)		Weight (lbs.)
		Depth	Width	Height		Standard	LE	
	GB0-2124	20½	24	29		1448	1676	37
	GB0-2130	20½	30	29		1569	1837	46
	GB0-2136	20½	36	29		1686	2002	55
	GB0-2142	20½	42	29		1808	2168	64
	GB0-2148	20½	48	29		1928	2329	74
	GB0-2154	20½	54	29		2051	2495	83
	GB0-2424	24	24	29		1491	1744	39
	GB0-2430	24	30	29		1614	1913	49
	GB0-2436	24	36	29		1736	2083	59
	GB0-2442	24	42	29		1856	2251	69
	GB0-2448	24	48	29		1979	2420	79
	GB0-2454	24	54	29		2100	2591	89

Full back panel

LE includes 2" figured anigre short grain border on top

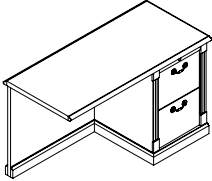
	GBC-3636	36	36	29	Connects to 20½" units each side "A"=18½"	3421	3894	103
	GBC-4242	42	42	29	Connects to 20½" or 24" units* 20½" units each side "A" = 27" 24" unit on one side and 20½ " or 24" unit on other side "A"=21¾"	3835	4446	129



Full back panels with 10" deep perpendicular support legs

Please provide drawing to show connecting units

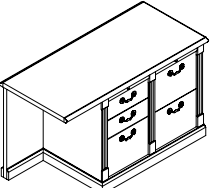
LE includes 2" figured anigre short grain border on top

Description	Model Number	Overall Dimensions (in.)			Notes	Price (US\$)		Weight (lbs.)
		Depth	Width	Height		Standard	LE	
	GR0-2442-BR	24	42	29	letter width f/f pedestal right*	3963	4587	149
	GR0-2448-BR	24	48	29	letter width f/f pedestal right	4088	4757	159
	GR0-2454-DR	24	54	29	legal width f/f pedestal right	4208	4926	169

*note: narrow kneespace

Specify **Left** or **Right** (right shown)

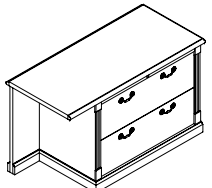
LE includes 2" figured anigre short grain border on top with 1¾" figured anigre short grain border on drawer & door fronts

	GR0-2442-ABR	24	42	29	letter width b/b/f & f/f pedestals right*	5491	6339	229
	GR0-2448-ABR	24	48	29	letter width b/b/f & f/f pedestals right*	5612	6509	239
	GR0-2454-CDR	24	54	29	legal width b/b/f & f/f pedestals right*	5733	6681	249

*note: narrow kneespace

Specify **Left** or **Right** (right shown)

LE includes 2" figured anigre short grain border on top with 1¾" figured anigre short grain border on drawer & door fronts

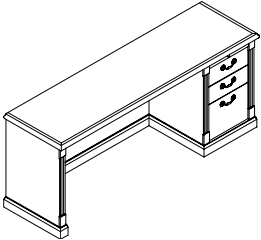
	GR0-2442-FR	24	42	29	34½"w lateral file right, 2"w kneespace*	4264	5058	169
	GR0-2448-FR	24	48	29	34½"w lateral file right, 8"w kneespace*	4385	5229	179
	GR0-2454-FR	24	54	29	34½"w lateral file right,	4506	5400	189

14"w kneespace*

*note: narrow kneespace

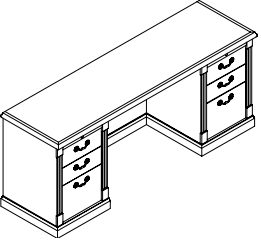
Specify **Left** or **Right** (right shown)

LE includes 2" figured anigre short grain border on top with 1¾" figured anigre short grain border on drawer & door fronts

Description	Model Number	Overall Dimensions (in.)			Notes	Price (US\$)		Weight (lbs.)
		Depth	Width	Height		Standard	LE	
 Single Pedestal Kneespace Credenza	GC0-2172-AR	20½	72	29	letter width b/b/f pedestal	4988	5792	194
	GC0-2178-CR	20½	78	29	legal width b/b/f pedestal	5098	5947	202
	GC0-2184-CR	20½	84	29	legal width b/b/f pedestal	5208	6098	210
	GC0-2196-CR	20½	96	29	legal width b/b/f pedestal	5425	6404	226
	GC0-2672-AR	25½	72	29	letter width b/b/f pedestal	5135	6035	211
	GC0-2678-CR	25½	78	29	legal width b/b/f pedestal	5247	6198	220
	GC0-2684-CR	25½	84	29	legal width b/b/f pedestal	5360	6360	229
	GC0-2696-CR	25½	96	29	legal width b/b/f pedestal	5538	6685	247

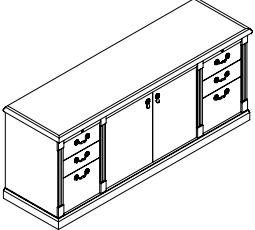
LE includes 2" figured anigre short grain border on top with 1¾" figured anigre short grain border on drawer & door fronts

Specify Left or **R**ight (right shown)

 Double Pedestal Kneespace Credenza	GC0-2172-AA	20½	72	29	2 letter width b/b/f pedestals*	6489	7521	256
	GC0-2178-CC	20½	78	29	2 legal width b/b/f pedestals	6598	8675	264
	GC0-2184-CC	20½	84	29	2 legal width b/b/f pedestals	6708	7825	272
	GC0-2196-CC	20½	96	29	2 legal width b/b/f pedestals	6925	8131	288
	GC0-2672-AA	25½	72	29	2 letter width b/b/f pedestals*	6613	7738	269
	GC0-2678-CC	25½	78	29	2 legal width b/b/f pedestals	6724	7901	278
	GC0-2684-CC	25½	84	29	2 legal width b/b/f pedestals	6836	8063	287
	GC0-2696-CC	25½	96	29	2 legal width b/b/f pedestals	7062	8388	305

*note: narrow kneespace

LE includes 2" figured anigre short grain border on top with 1¾" figured anigre short grain border on drawer & door fronts

Description	Model Number	Overall Dimensions (in.)			Notes	Price (US\$)		Weight (lbs.)
		Depth	Width	Height		Standard	LE	
	GC0-2166-AHHA	20½	66	29	letter width b/b/f pedestals, 2 hinged doors center	7903	9276	308
	GC0-2172-AHHA	20½	72	29	letter width b/b/f pedestals, 2 hinged doors center	8013	9428	316
	GC0-2178-CHHC	20½	78	29	legal width b/b/f pedestals, 2 hinged doors center	8123	8581	324
	GC0-2184-CHHC	20½	84	29	legal width b/b/f pedestals, 2 hinged doors center	8231	9733	332
	GC0-2666-AHHA	25½	66	29	letter width b/b/f pedestals, 2 hinged doors center	8026	9484	319
	GC0-2672-AHHA	25½	72	29	letter width b/b/f pedestals, 2 hinged doors center	8136	9646	329
	GC0-2678-CHHC	25½	78	29	legal width b/b/f pedestals, 2 hinged doors center	8249	9809	338
	GC0-2684-CHHC	25½	84	29	legal width b/b/f pedestals, 2 hinged doors center	8361	9971	347

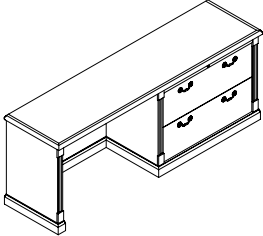
1 adjustable shelf behind pair of center hinged doors

LE includes 2" figured anigre short grain border on top with 1¾" figured anigre short grain border on drawer & door fronts

	GC0-2166-HHHH	20½	66	29	2 bay, 4 hinged doors	6028	7326	208
	GC0-2172-HHHH	20½	72	29	2 bay, 4 hinged doors	6139	7480	216
	GC0-2178-HHHH	20½	78	29	2 bay, 4 hinged doors	6245	7631	224
	GC0-2184-HHHH	20½	84	29	2 bay, 4 hinged doors	6355	77785	232
	GC0-2666-HHHH	25½	66	29	2 bay, 4 hinged doors	6151	7536	219
	GC0-2672-HHHH	25½	72	29	2 bay, 4 hinged doors	6260	7697	229
	GC0-2678-HHHH	25½	78	29	2 bay, 4 hinged doors	6374	7861	238
	GC0-2684-HHHH	25½	84	29	2 bay, 4 hinged doors	6486	8022	247

1 adjustable shelf behind each pair of hinged doors
2 pair of equal size hinged doors

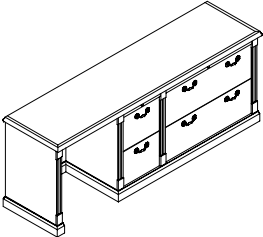
LE includes 2" figured anigre short grain border on top with 1¾" figured anigre short grain border on drawer & door fronts

Description	Model Number	Overall Dimensions (in.)			Notes	Price (US\$)		Weight (lbs.)
		Depth	Width	Height		Standard	LE	
	GC0-2166-FR	20½	66	29	1- 34½" w lateral file, 22½" w kneespace*	5181	6115	206
	GC0-2172-FR	20½	72	29	1- 34½" w lateral file, 28½" w kneespace*	5291	6269	214
	GC0-2178-FR	20½	78	29	1- 34½" w lateral file, 34½" w kneespace	5398	6421	222
	GC0-2184-FR	20½	84	29	1- 34½" w lateral file, 40½" w kneespace	5505	6574	230
	GC0-2666-FR	25½	66	29	1- 34½" w lateral file, 22½" w kneespace*	5323	6345	222
	GC0-2672-FR	25½	72	29	1- 34½" w lateral file, 28½" w kneespace*	5435	6507	231
	GC0-2678-FR	25½	78	29	1- 34½" w lateral file, 34½" w kneespace	5545	6669	240
	GC0-2684-FR	25½	84	29	1- 34½" w lateral file, 40½" w kneespace	5658	6831	249

*note: narrow kneespace

Specify **Left** or **Right** (right shown)

LE includes 2" figured anigre short grain border on top with 1¾" figured anigre short grain border on drawer & door fronts

	GC0-2178-AER	20½	78	29	letter width b/b/f pedestal, 1- 28½" w lateral file, 25¼" w kneespace*	6897	8149	284
	GC0-2184-CFR	20½	84	29	legal width b/b/f pedestal, 1- 34½" w lateral file, 22¼" w kneespace*	7004	8299	292
	GC0-2196-CFR	20½	96	29	legal width b/b/f pedestal, 1- 34½" w lateral file, 34¼" w kneespace	7224	8605	308
	GC0-2678-AER	25½	78	29	letter width b/b/f pedestal, 1- 28½" w lateral file, 25¼" w kneespace*	7023	8375	298
	GC0-2684-CFR	25½	84	29	legal width b/b/f pedestal, 1- 34½" w lateral file, 22¼" w kneespace*	7136	8537	307
	GC0-2696-CFR	25½	96	29	legal width b/b/f pedestal, 1- 34½" w lateral file, 34¼" w kneespace	7358	8861	325

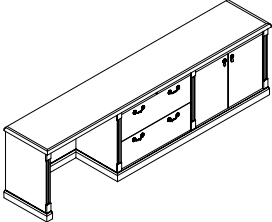
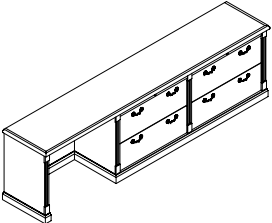
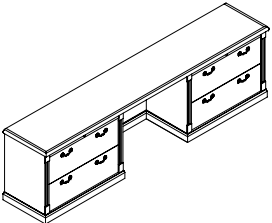
*note: narrow kneespace

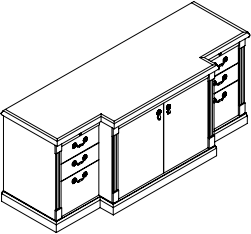
Specify **Left** or **Right** (right shown)

LE includes 2" figured anigre short grain border on top with 1¾" figured anigre short grain border on drawer & door fronts

BARRINGTON

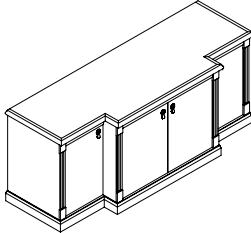
Above pricing reflects standard cherry or maple finishes. Consult sales representative for any variation of size, configuration, finish or wood species.

Description	Model Number	Overall Dimensions (in.)			Notes	Price (US\$)		Weight (lbs.)
		Depth	Width	Height		Standard	LE	
Extended Credenza with Combination Storage 	GC0-2196-EHHR	20½	96	29	28½"w lateral file, 28½"w hinged door*	7225	8759	288
	GC0-21108-FHHR	20½	108	29	34½"w lateral file, 34½"w hinged door*	7474	9098	304
	GC0-2696-EHHR	25½	96	29	28½"w lateral file, 28½"w hinged door*	7357	9013	305
	GC0-26108-FHHR	25½	108	29	34½"w lateral file, 34½"w hinged door*	7625	9384	323
					*note: 29¼"w kneespace			
Specify Left or Right (right shown) Units larger than 96" will ship in 3 sections					LE includes 2" figured anigre short grain border on top with 1¾" figured anigre short grain border on drawer & door fronts			
Extended Credenza with Double Lateral Files 	GC0-2196-EER	20½	96	29	2- 28½"w lateral files*	7522	9079	328
	GC0-21108-FFR	20½	108	29	2- 34½"w lateral files*	7772	9417	344
	GC0-2696-EER	25½	96	29	2- 28½"w lateral files*	7659	9335	345
	GC0-26108-FFR	25½	108	29	2- 34½"w lateral files*	7927	9703	363
					*note: 29¼"w kneespace			
Specify Left or Right (right shown) Units larger than 96" will ship in 3 sections					LE includes 2" figured anigre short grain border on top with 1¾" figured anigre short grain border on drawer & door fronts			
Extended Kneespace Credenza with Double Lateral Files 	GC0-21108-FF	20½	108	29	2- 34½"w lateral files, 28"w center*	7772	9417	344
	GC0-21120-FF	20½	120	29	2- 34½"w lateral files, 40"w center	7995	9725	360
	GC0-26108-FF	25½	108	29	2- 34½"w lateral files, 28"w center*	7927	9703	363
	GC0-26120-FF	25½	120	29	2- 34½"w lateral files, 40"w center	8154	10032	381
					*note: narrow kneespace			
Units larger than 96" will ship in 3 sections					LE includes 2" figured anigre short grain border on top with 1¾" figured anigre short grain border on drawer & door fronts			

Description	Model Number	Overall Dimensions (in.)			Notes	Price (US\$)		Weight (lbs.)
		Depth	Width	Height		Standard	LE	
	GCK-2666-AHHA	25½	66	29	letter width b/b/f pedestals, 2 hinged doors center	8846	10336	319
	GCK-2672-AHHA	25½	72	29	letter width b/b/f pedestals, 2 hinged doors center	8958	10498	329
	GCK-2678-CHHC	25½	78	29	legal width b/b/f pedestals, 2 hinged doors center	9072	10661	338
	GCK-2684-CHHC	25½	84	29	legal width b/b/f pedestals, 2 hinged doors center	9181	10822	347

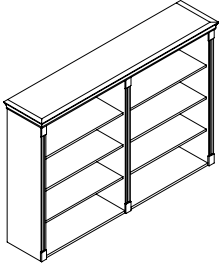
5"d front projection
1 adjustable shelf behind pair of center hinged doors

LE includes 2" figured anigre short grain border on top with 1¾" figured anigre short grain border on drawer & door fronts

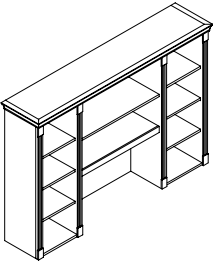
	GCK-2666-HHHH	25½	66	29	3 bay, 4 hinged doors	6971	8388	219
	GCK-2672-HHHH	25½	72	29	3 bay, 4 hinged doors	7083	8551	229
	GCK-2678-HHHH	25½	78	29	3 bay, 4 hinged doors	7196	8713	238
	GCK-2684-HHHH	25½	84	29	3 bay, 4 hinged doors	7306	8875	247

5"d front projection
1 adjustable shelf each bay
1 adjustable shelf behind each outside door

LE includes 2" figured anigre short grain border on top with 1¾" figured anigre short grain border on drawer & door fronts

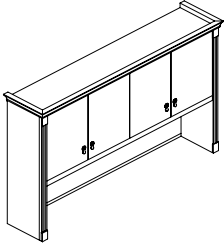
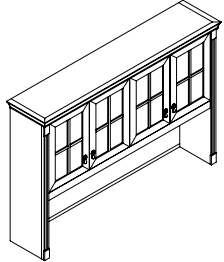
Description	Model Number	Overall Dimensions (in.)			Notes	Price (US\$)		Weight (lbs.)
		Depth	Width	Height		Standard	LE	
	GSUS23-1766	16¾	66	48	2 bay, open shelves	4671	249	
	GSUS23-1772	16¾	72	48	2 bay, open shelves	4772	265	
	GSUS23-1778	16¾	78	48	2 bay, open shelves	4874	282	
	GSUS23-1784	16¾	84	48	2 bay, open shelves	4973	298	
	GSUS33-1796	16¾	96	48	3 bay, open shelves	5923	349	
	GSUS33-17108	16¾	108	48	3 bay, open shelves	6167	382	
	GSUS33-17120	16¾	120	48	3 bay, open shelves	6383	415	

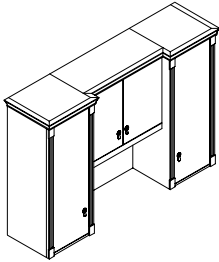
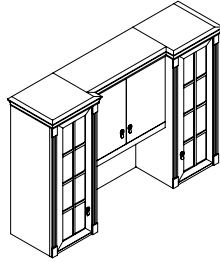
3 adjustable shelves each bay
Units larger than 96" will ship in 3 sections

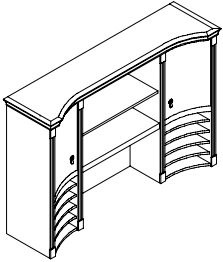
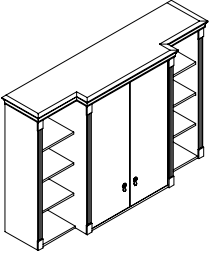
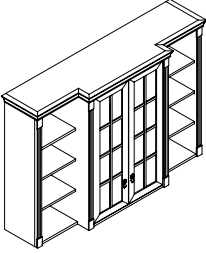
	GSUB331-1766	16¾	66	48	end open shelves, single bay center shelf	5467	257
	GSUB331-1772	16¾	72	48	end open shelves, single bay center shelf	5555	271
	GSUB331-1778	16¾	78	48	end open shelves, single bay center shelf	5641	286
	GSUB431-1784	16¾	84	48	end open shelves, double bay center shelf	5951	317
	GSUB431-1796	16¾	96	48	end open shelves, double bay center shelf	6433	346
	GSUB331-17108	16¾	108	48	end open shelves, single bay center shelf	6105	358
	GSUB431-17120	16¾	120	48	end open shelves, double bay center shelf	6817	404

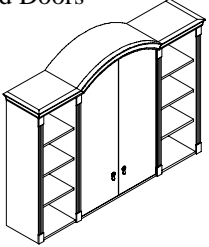
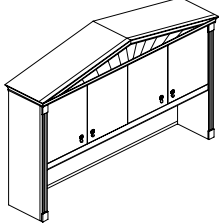
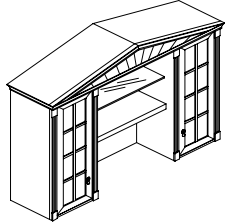
3 adjustable end shelves
1 adjustable center shelf
1 fixed center shelf
Units larger than 96" will ship in 3 sections

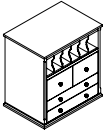
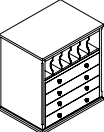
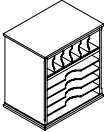
(note: 20" clearance between center fixed bottom shelf and worksurface)




Description	Model Number	Overall Dimensions (in.)			Notes	Price (US\$)		Weight (lbs.)
		Depth	Width	Height		Standard	LE	
Medium Profile Hi-Rise Storage with Wood Doors 	GSUH21-1766	16¾	66	48	2 bay, 4 hinged doors	4877	5531	229
	GSUH21-1772	16¾	72	48	2 bay, 4 hinged doors	4976	5686	245
	GSUH21-1778	16¾	78	48	2 bay, 4 hinged doors	5078	5841	260
	GSUH21-1784	16¾	84	48	2 bay, 4 hinged doors	5180	5997	276
	GSUH31-1796	16¾	96	48	3 bay, 6 hinged doors	6209	7132	316
	GSUH31-17108	16¾	108	48	3 bay, 6 hinged doors	6464	7495	347
	GSUH31-17120	16¾	120	48	3 bay, 6 hinged doors	6671	7808	378
					(note: 20" clearance between fixed bottom shelf and worksurface)			
1 adjustable shelf behind each pair of doors								
Units larger than 96" will ship in 3 sections					LE includes 2¼" figured anigre short grain border on panel door fronts			
Medium Profile Hi-Rise Storage with Wood Framed Glass Doors 	GSUH210G-1766	16¾	66	48	2 bay, 4 hinged doors	7031	7460	265
	GSUH210G-1772	16¾	72	48	2 bay, 4 hinged doors	7163	7606	284
	GSUH210G-1778	16¾	78	48	2 bay, 4 hinged doors	7292	7751	303
	GSUH210G-1784	16¾	84	48	2 bay, 4 hinged doors	7424	7896	321
	GSUH310G-1796	16¾	96	48	3 bay, 6 hinged doors	9429	10063	368
	GSUH310G-17108	16¾	108	48	3 bay, 6 hinged doors	9741	10405	405
	GSUH310G-17120	16¾	120	48	3 bay, 6 hinged doors	10007	10701	443
					(note: 20" clearance between fixed bottom shelf and worksurface)			
1 adjustable shelf behind each pair of doors								
Units larger than 96" will ship in 3 sections					LE includes 2¼" figured anigre short grain border on glass doors			


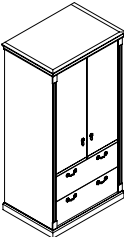
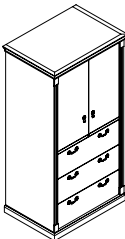
Description	Model Number	Overall Dimensions (in.)			Notes	Price (US\$)		Weight (lbs.)
		Depth	Width	Height		Standard	LE	
 <p>Split Door Hi-Rise Storage with Wood Doors</p>	GSUL331-2166	20½	66	48	single door ends, 2 doors center	7405	8342	382
	GSUL331-2172	20½	72	48	single door ends, 2 doors center	7526	8531	405
	GSUL331-2178	20½	78	48	single door ends, 2 doors center	7649	8723	429
	GSUL431-2184	20½	84	48	single door ends, 4 doors center	8331	9471	463
	GSUL431-2196	20½	96	48	single door ends, 4 doors center	8922	10436	518
	GSUL331-21108	20½	108	48	double door ends, 4 doors center	8362	10024	556
	GSUL431-21120	20½	120	48	double door ends, 4 doors center	9487	11301	615
<p>1 adjustable shelf behind center doors 3 adjustable shelves behind each end door Unit will ship in 3 sections</p>					<p>(note: 20" clearance between center fixed bottom shelf and worksurface)</p> <p>LE includes 2¼" figured anigre short grain border on panel door fronts</p>			
 <p>Split Door Hi-Rise Storage with Wood Framed Glass Door Ends</p>	GSUL331G-2166	20½	66	48	single door ends, 2 doors center	8805	9491	415
	GSUL331G-2172	20½	72	48	single door ends, 2 doors center	8951	9668	441
	GSUL331G-2178	20½	78	48	single door ends, 2 doors center	9093	9845	468
	GSUL431G-2184	20½	84	48	single door ends, 4 doors center	9793	10581	505
	GSUL431G-2196	20½	96	48	single door ends, 4 doors center	11731	12728	582
	GSUL331G-21108	20½	108	48	double door ends, 4 doors center	11222	12274	628
	GSUL431G-21120	20½	120	48	double door ends, 4 doors center	12404	13511	695
<p>1 adjustable shelf behind center doors 3 adjustable shelves behind each end door Unit will ship 3 sections</p>					<p>(note 20" clearance between center fixed bottom shelf and worksurface)</p> <p>(note: 20" clearance between center fixed bottom shelf and worksurface)</p> <p>LE includes 2¼" figured anigre short grain border on panel door fronts and 2¼" figured anigre short grain border on glass doors</p>			

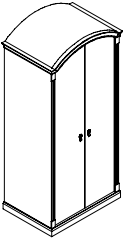

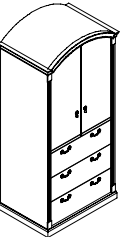
Description	Model Number	Overall Dimensions (in.)			Notes	Price (US\$)		Weight (lbs.)
		Depth	Width	Height		Standard	LE	
 <p>Cove Front Hi-Rise Storage</p>	GSUU311-2166	20½	66	48	curved end doors, open center shelf	6871	7325	364
	GSUU311-2172	20½	72	48	curved end doors, open center shelf	7015	7494	387
	GSUU311-2178	20½	78	48	curved end doors, open center shelf	7160	7667	409
	GSUU311-2184	20½	84	48	curved end doors, open center shelf	7303	7839	431
3 curved front organizer shelves beneath each curved door					(note: 20" clearance between center fixed bottom shelf and worksurface)			
					LE includes 2¼" figured anigre short grain border on panel door fronts			
 <p>Breakfront Hi-Rise Storage</p>	GSUK333-2166	20½	66	48	open end shelving, 2 hinged doors center	6920	7307	327
	GSUK333-2172	20½	72	48	open end shelving, 2 hinged doors center	6839	7478	386
	GSUK333-2178	20½	78	48	open end shelving, 2 hinged doors center	6966	7648	408
	GSUK333-2184	20½	84	48	open end shelving, 2 hinged doors center	7095	7819	430
3 curved front organizer shelves 3 adjustable shelves each end					LE includes 2¼" figured anigre short grain border on panel door fronts			
 <p>Breakfront Hi-Rise Storage with Wood Framed Glass Doors</p>	GSUK333G-2166	20½	66	48	open end shelving, 2 hinged doors center	8119	8443	397
	GSUK333G-2172	20½	72	48	open end shelving, 2 hinged doors center	8267	8599	422
	GSUK333G-2178	20½	78	48	open end shelving, 2 hinged doors center	8415	8755	447
	GSUK333G-2184	20½	84	48	open end shelving, 2 hinged doors center	8563	8911	472
3 curved front organizer shelves 3 adjustable shelves each end					LE includes 2¼" figured anigre short grain border on glass doors			

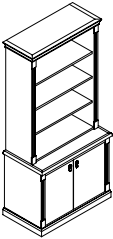
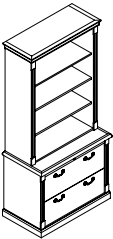
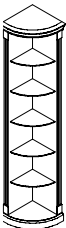
Description	Model Number	Overall Dimensions (in.)			Notes	Price (US\$)		Weight (lbs.)
		Depth	Width	Height		Standard	LE	
Arch Top Hi-Rise Storage with Wood Doors 	GSUA333-1766	16¾	66	52	open end shelving, 2 hinged doors center	7149	7800	330
	GSUA333-1772	16¾	72	52	open end shelving, 2 hinged doors center	7278	7979	350
	GSUA333-1778	16¾	78	52	open end shelving, 2 hinged doors center	7409	8156	370
	GSUA333-1784	16¾	84	52	open end shelving, 2 hinged doors center	7541	8336	391
3 adjustable shelves each end and behind pair of center hinged doors					<i>LE includes 2 ¼" figured anigre short grain border on panel door fronts</i>			
Medium Profile Hi-Rise Storage with Pediment Top 	GSH210P-1766	16¾	66	56⅞	2 bay, 4 hinged doors	6822	7646	299
	GSH210P-1772	16¾	72	57⅝	2 bay, 4 hinged doors	6984	7895	324
	GSH210P-1778	16¾	78	58½	2 bay, 4 hinged doors	7146	8147	350
	GSH210P-1784	16¾	84	59¼	2 bay, 4 hinged doors	7278	8349	372
(note: 20" clearance between fixed bottom shelf and worksurface)								
1 adjustable shelf behind each pair of doors					<i>LE includes 2 ¼" figured anigre short grain border on panel door fronts</i>			
Split Door Hi-Rise Storage with Pediment Top 	GSUI331P-1766	16¾	66	56⅞	single wood framed glass door ends	8124	8958	383
	GSUI331P-1772	16¾	72	57⅝	single wood framed glass door ends	8301	9200	412
	GSUI331P-1778	16¾	78	58½	single wood framed glass door ends	8474	9438	441
	GSUI331P-1784	16¾	84	59¼	single wood framed glass door ends	8616	9631	465
(note: 20" clearance between fixed bottom shelf and worksurface)								
3 adjustable shelves behind end doors								
1 adjustable center shelf					<i>LE includes 2¼" figured anigre short grain border on glass doors</i>			




Description	Model Number	Overall Dimensions (in.)			Notes	Price (US\$)		Weight (lbs.)
		Depth	Width	Height		Standard	LE	
Upper Storage Combination Organizer	GSPT-1215	12¼	15¾	20	vertical dividers, 2- 6½"w drawers, 2- 13"w drawers	1978		39
	GSPT-1218	12¼	18¾	20	vertical dividers, 2- 8"w drawers, 2- 16"w drawers	2112		45
 <p>Vertical slot dividers above 2 box drawers and 2- 27/8" drawers below</p>								
Upper Storage Organizer	GSPD-1215	12¼	15¾	20	vertical dividers, 4- 13"w drawers	1893		39
	GSPD-1218	12¼	18¾	20	vertical dividers, 4- 16"w drawers	2028		45
 <p>Vertical slot dividers above 4- 27/8" drawers below</p>								
Upper Storage Organizer	GSPL-1215	12¼	15¾	20	vertical dividers, 4- 13" w shelves	1641		35
	GSPL-1218	12¼	18¾	20	vertical dividers, 4- 16" w shelves	1767		40
 <p>Vertical slot dividers above 4 shelves below</p>								

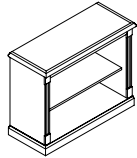
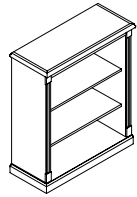
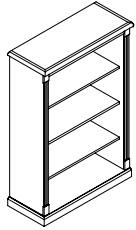
Description	Model Number	Overall Dimensions (in.)			Notes	Price (US\$)		Weight (lbs.)	
		Depth	Width	Height		Standard	LE		
	Full Shelving Anchor Storage	GSH015R-232177	22½	21¼	77	full height hinged door	5853	6499	250
		GSH015R-232577	22½	24¼	77	full height hinged door	6076	6811	278
		GSH015R-282177	27½	21¼	77	full height hinged door	6200	6846	290
		GSH015R-282577	27½	24¼	77	full height hinged door	6436	7167	321
						(note: no lock standard)			
5 adjustable shelves behind door									
Specify Left or Right hinged door (right shown)						LE includes 1¾" figured anigre short grain border on panel door fronts			
	Full Shelving Anchor Storage	GSH015-233677	22½	35½	77	2 full height hinged doors	6685	7652	354
		GSH015-234277	22½	41½	77	2 full height hinged doors	7018	8116	395
		GSH015-283677	27½	35½	77	2 full height hinged doors	7083	8051	405
		GSH015-284277	27½	41½	77	2 full height hinged doors	7438	8536	451
						(note: no lock standard)			
5 adjustable shelves behind doors						LE includes 1¾" figured anigre short grain border on panel door fronts			
	Wardrobe-Shelving Anchor Storage	GSD025-283677	27½	35½	77	2 full height hinged doors	7975	8942	436
		GSD025-284277	27½	41½	77	2 full height hinged doors	8341	9439	480
						(note: no lock standard)			
5 adjustable shelves on right half									
Coat rod on left half						LE includes 1¾" figured anigre short grain border on panel door fronts			

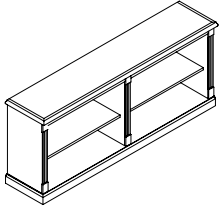
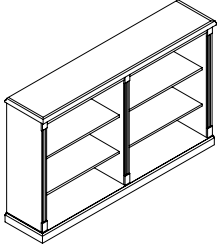
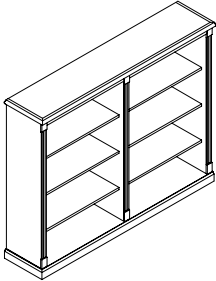
Description	Model Number	Overall Dimensions (in.)			Notes	Price (US\$)		Weight (lbs.)
		Depth	Width	Height		Standard	LE	
 <p>File-Storage Anchor</p>	GSS0132R-232177	22½	21¼	77	2 letter width file drawers	6848	7492	280
	GSS0132R-232477	22½	24¼	77	2 legal width file drawers	7009	7719	301
	GSS0132R-282177	27½	21¼	77	2 letter width file drawers	7199	7842	320
	GSS0132R-282477	27½	24¼	77	2 legal width file drawers	7366	8079	343
3 adjustable upper shelves behind hinged door Specify Left or Right hinged door (right shown)					(note: lock standard on drawers only)			
					LE includes 1¾" figured anigre short grain border on drawer & door fronts			
 <p>File-Storage Anchor</p>	GSS0132-233677	22½	35½	77	2- 28½"w lateral file drawers	7656	8624	384
	GSS0132-234277	22½	41½	77	2- 34½"w lateral file drawers	7981	9079	425
	GSS0132-283677	27½	35½	77	2- 28½"w lateral file drawers	8047	9014	435
	GSS0132-284277	27½	41½	77	2- 34½"w lateral file drawers	8389	9487	481
3 adjustable upper shelves behind pair of hinged doors					(note: lock standard on drawers only)			
					LE includes 1¾" figured anigre short grain border on drawer & door fronts			
 <p>File-Storage Anchor w/ 3 Drawers</p>	GSS0123-233677	22½	35½	77	3- 28½"w lateral file drawers	8014	8981	381
	GSS0123-234277	22½	41½	77	3- 34½"w lateral file drawers	8325	9423	420
	GSS0123-283677	27½	35½	77	3- 28½"w lateral file drawers	8386	9356	429
	GSS0123-284277	27½	41½	77	3- 34½"w lateral file drawers	8711	9811	472
2 adjustable upper shelves behind pair of hinged doors					(note: lock standard on drawers only)			
					LE includes 1¾" figured anigre short grain border on drawer & door fronts			

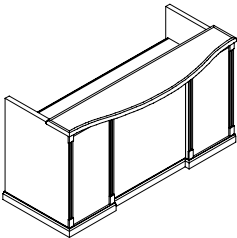
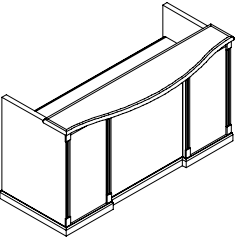
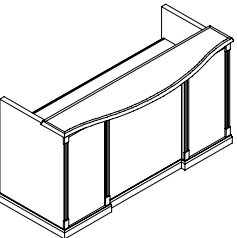
Description	Model Number	Overall Dimensions (in.)			Notes	Price (US\$)		Weight (lbs.)
		Depth	Width	Height		Standard	LE	
	GSDA25-283681	27½	35½	81	2 arched top hinged doors	8874	9903	451
	GSDA25-284281	27½	41½	81	2 arched top hinged doors	9280	10449	496
5 adjustable shelves on right half Coat rod on left half					(note: lock standard on drawers only)			
LE includes 1¾" figured anigre short grain border on panel door fronts								
	GSSA132-233681	22½	35½	81	2- 28½"w lateral file drawers	8493	9524	395
	GSSA132-234281	22½	41½	81	2- 34½"w lateral file drawers	8856	10022	437
	GSSA132-283681	27½	35½	81	2- 28½"w lateral file drawers	8933	9964	448
	GSSA132-284281	27½	41½	81	2- 34½"w lateral file drawers	9317	10483	495
3 adjustable upper shelves behind pair of hinged doors					(note: lock standard on drawers only)			
LE includes 1¾" figured anigre short grain border on drawer & door fronts								
	GSSA123-233681	22½	35½	81	3- 28½"w lateral file drawers	8851	9882	393
	GSSA123-234281	22½	41½	81	3- 34½"w lateral file drawers	9200	10367	432
	GSSA123-283681	27½	35½	81	3- 28½"w lateral file drawers	9274	10305	442
	GSSA123-284281	27½	41½	81	3- 34½"w lateral file drawers	9639	10809	486
2 adjustable upper shelves behind pair of hinged doors					(note: lock standard on drawers only)			
LE includes 1¾" figured anigre short grain border on drawer & door fronts								

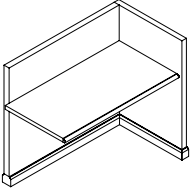
Description	Model Number	Overall Dimensions (in.)			Notes	Price (US\$)		Weight (lbs.)
		Depth	Width	Height		Standard	££	
	GSHB131-213677	20½	35½	77	adjustable shelf behind lower hinged doors, upper adjustable shelving	5895	6316	304
	GSHB131-214277	20½	41½	77	adjustable shelf behind lower hinged doors, upper adjustable shelving	6231	6713	336
	GSHB131-263677	25½	35½	77	adjustable shelf behind lower hinged doors, upper adjustable shelving	6343	6764	362
	GSHB131-264277	25½	41½	77	adjustable shelf behind lower hinged doors, upper adjustable shelving	6701	7181	400
					(note: no lock standard)			
3 adjustable upper shelves 16¾" upper unit depth					££ includes 1¾" figured anigre short grain border on panel door fronts			
	GSFB132-213677	20½	35½	77	2- 28½"w lateral file drawers	6041	6461	344
	GSFB132-214277	20½	41½	77	2- 34½"w lateral file drawers	6349	6829	378
	GSFB132-263677	25½	35½	77	2- 28½"w lateral file drawers	6459	6880	405
	GSFB132-264277	25½	41½	77	2- 34½"w lateral file drawers	6788	7267	445
					(note: lock standard on drawers)			
3 adjustable upper shelves 16¾" upper unit depth					££ includes 1¾" figured anigre short grain border on drawer fronts			
	GSE015-171777	16¾	16¾	77	5 adjustable shelves	4442	4442	120
	GSE015-172177	16¾	21¼	77	5 adjustable shelves	4571	4571	130
	GSE015-172477	16¾	24¼	77	5 adjustable shelves	4663	4663	138

Description	Model Number	Overall Dimensions (in.)			Notes	Price (US\$)		Weight (lbs.)
		Depth	Width	Height		Standard	LE	
2 Drawer Lateral File	GSF0102-2136	20½	35½	29	2- 28½"w lateral file drawers	2948	3372	203
	GSF0102-2142	20½	41½	29	2- 34½"w lateral file drawers	3011	3491	222
								
<i>LE includes 1¾" figured anigre short grain border on drawer fronts</i>								
3 Drawer Lateral File	GSF0103-2136	20½	35½	42½	3- 28½"w lateral file drawers	3901	4481	269
	GSF0103-2142	20½	41½	42½	3- 34½"w lateral file drawers	3976	4636	291
								
<i>LE includes 1¾" figured anigre short grain border on drawer fronts</i>								
4 Drawer Lateral File	GSF0104-2136	20½	35½	54¾	4- 28½"w lateral file drawers	4811	5529	328
	GSF0104-2142	20½	41½	54¾	4- 34½"w lateral file drawers	4903	5717	353
								
<i>LE includes 1¾" figured anigre short grain border on drawer fronts</i>								

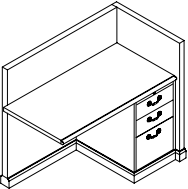
Description	Model Number	Overall Dimensions (in.)			Notes	Price (US\$)		Weight (lbs.)
		Depth	Width	Height		Standard	££	
Single Bay Bookcase	GSB011-1535	14½	35½	29	1 adjustable shelf	2218		89
	GSB011-1541	14½	41½	29	1 adjustable shelf	2272		99
								
Single Bay Bookcase	GSB012-1536	14½	35½	42½	2 adjustable shelves	2734		123
	GSB012-1542	14½	41½	42½	2 adjustable shelves	2807		137
								
Single Bay Bookcase	GSB013-1536	14½	35½	54¾	3 adjustable shelves	3217		154
	GSB013-1542	14½	41½	54¾	3 adjustable shelves	3306		172
								

Description	Model Number	Overall Dimensions (in.)			Notes	Price (US\$)		Weight (lbs.)
		Depth	Width	Height		Standard	<i>LE</i>	
Double Bay Bookcase 	GSB021-1566	14½	66	29	1 adjustable shelf each bay	3219	154	
	GSB021-1578	14½	78	29	1 adjustable shelf each bay	3331	175	
Double Bay Bookcase 	GSB022-1566	14½	66	42½	2 adjustable shelves each bay	4143	213	
	GSB022-1578	14½	78	42½	2 adjustable shelves each bay	4289	241	
Double Bay Bookcase 	GSB023-1566	14½	66	54¾	3 adjustable shelves each bay	5012	266	
	GSB023-1578	14½	78	54¾	3 adjustable shelves each bay	5193	301	

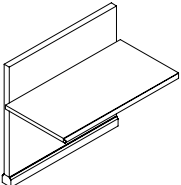
Description	Model Number	Overall Dimensions (in.)			Notes	Price (US\$)		Weight (lbs.)
		Depth	Width	Height		Standard	LE	
	GD0RTT-3572	35¼	72	42½		6960	8611	313
	GD0RTT-3784	36¾	84	42½		7425	9287	361
	GD0RTT-3896	38	96	42½		7843	9922	405
Tulip transaction top is shipped separate from desk					LE includes 2¼" figured anigre short grain border on approach front panels with 1¾" figured anigre short grain border on transaction top			
	GD0RTT-3572-AR	35¼	72	42½	letter width b/b/f pedestal	8485	10135	393
	GD0RTT-3784-CR	36¾	84	42½	legal width b/b/f pedestal	8947	10811	441
	GD0RTT-3896-CR	38	96	42½	legal width b/b/f pedestal	9368	11447	485
Tulip transaction top is shipped separate from desk Specify Left or Right					LE includes 2¼" figured anigre short grain border on approach front panels with 1¾" figured anigre short grain border on transaction top			
	GD0RTT-3572-AB	35¼	72	42½	letter width b/b/f & f/f pedestals	10011	11660	473
	GD0RTT-3784-CD	36¾	84	42½	legal width b/b/f & f/f pedestals	10472	12336	521
	GD0RTT-3896-CD	38	96	42½	legal width b/b/f & f/f pedestals	10893	12972	565
Tulip transaction top is shipped separate from desk					LE includes 2¼" figured anigre short grain border on approach front panels with 1¾" figured anigre short grain border on transaction top			

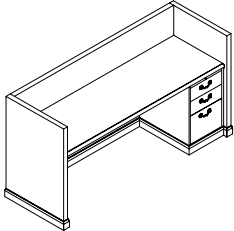
Description	Model Number	Overall Dimensions (in.)			Notes	Price (US\$)		Weight (lbs.)
		Depth	Width	Height		Standard	££	
	GR0R-2442- R	24	42	40½		3213	116	
	GR0R-2448- R	24	48	40½		3380	128	
	GR0R-2454- R	24	54	40½		3544	140	

Executive height worksurface
Specify **L**eft or **R**ight (right shown)

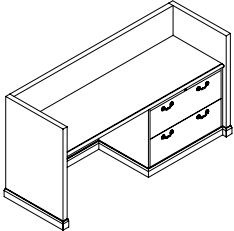
	GR0R-2442- AR	24	42	40½	letter width b/b/f pedestal	4738	196
	GR0R-2448- CR	24	48	40½	legal width b/b/f pedestal	4902	208
	GR0R-2454- CR	24	54	40½	legal width b/b/f pedestal	5069	220

Executive height worksurface
Specify **L**eft or **R**ight (right shown)

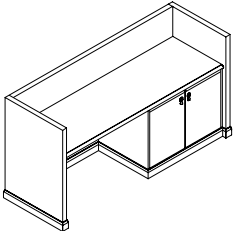
	GB0R-2442	24	42	40½		2341	86
	GB0R-2448	24	48	40½		2505	99
	GB0R-2454	24	54	40½		2669	111

Description	Model Number	Overall Dimensions (in.)			Notes	Price (US\$)		Weight (lbs.)
		Depth	Width	Height		Standard	££	
	GC0R-2372-AR	23	70½	40½	letter width b/b/f pedestal right	6411	282	
	GC0R-2384-CR	23	82½	40½	legal width b/b/f pedestal right	6740	306	
	GC0R-2396-CR	23	94½	40½	legal width b/b/f pedestal right	7069	331	
	GC0R-2872-AR	28	70½	40½	letter width b/b/f pedestal right	6618	307	
	GC0R-2884-CR	28	82½	40½	legal width b/b/f pedestal right	6955	333	
	GC0R-2896-CR	28	94½	40½	legal width b/b/f pedestal right	7289	359	

Specify **Left** or **Right** (right shown)

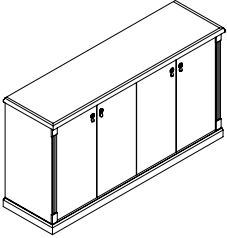
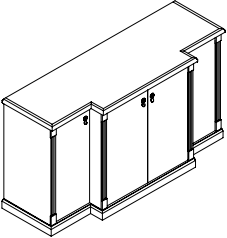
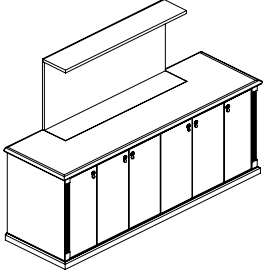
	GC0R-2372-ER	23	70½	40½	30"w lateral file right	6711	302
	GC0R-2384-FR	23	82½	40½	36"w lateral file right	7039	326
	GC0R-2396-FR	23	94½	40½	36"w lateral file right	7371	351
	GC0R-2872-ER	28	70½	40½	30"w lateral file right	6918	327
	GC0R-2884-FR	28	82½	40½	36"w lateral file right	7255	353
	GC0R-2896-FR	28	94½	40½	36"w lateral file right	7588	379

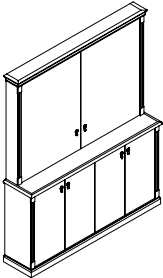
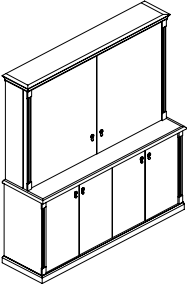
Specify **Left** or **Right** (right shown)

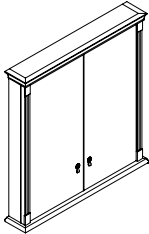
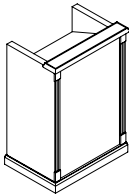
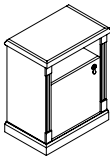
	GC0R-2372-HHR	23	70½	40½	30"w hinged door right	6411	262
	GC0R-2384-HHR	23	82½	40½	36"w hinged door right	6739	286
	GC0R-2396-HHR	23	94½	40½	36"w hinged door right	7068	311
	GC0R-2872-HHR	28	70½	40½	30"w hinged door right	6621	287
	GC0R-2884-HHR	28	82½	40½	36"w hinged door right	6955	313
	GC0R-2896-HHR	28	94½	40½	36"w hinged door right	7289	339


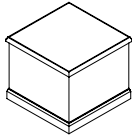
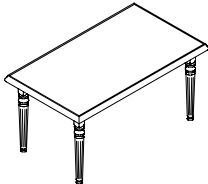
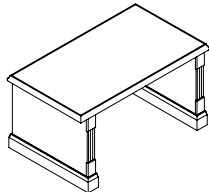
1 adjustable shelf behind doors

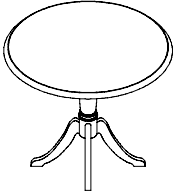
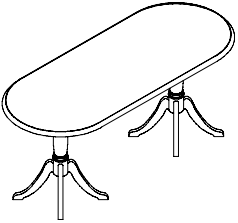
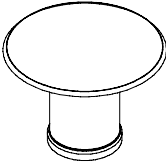
Specify **Left** or **Right** (right shown)


Description	Model Number	Overall Dimensions (in.)			Notes	Price (US\$)		Weight (lbs.)
		Depth	Width	Height		Standard	LE	
	GC0V-2172-HHHH	20½	72	36	2 bay, 4 hinged doors	6569	8055	227
	GC0V-2184-HHHH	20½	84	36	2 bay, 4 hinged doors	6795	8372	244
	GC0V-2196-HHHHHH	20½	96	36	3 bay, 6 hinged doors	8196	10315	282
	GC0V-2672-HHHH	25½	72	36	2 bay, 4 hinged doors	6700	8282	239
	GC0V-2684-HHHH	25½	84	36	2 bay, 4 hinged doors	6931	8614	259
	GC0V-2696-HHHHHH	25½	96	36	3 bay, 6 hinged doors	8339	10578	299
2 adjustable shelves behind each pair of hinged doors					LE includes 2" figured anigre short grain border on top with 1¾" figured anigre short grain border on door fronts			
	GCKV-2172-HHHH	20½	72	36	3 bay, 4 hinged doors	7434	8953	227
	GCKV-2184-HHHH	20½	84	36	3 bay, 4 hinged doors	7662	9267	244
	GCKV-2196-HHHH	20½	96	36	3 bay, 4 hinged doors	7887	9579	262
	GCKV-2672-HHHH	25½	72	36	3 bay, 4 hinged doors	7565	9177	239
	GCKV-2684-HHHH	25½	84	36	3 bay, 4 hinged doors	7795	9509	259
	GCKV-2696-HHHH	25½	96	36	3 bay, 4 hinged doors	8028	9841	279
Center section projects 4" from ends 2 adjustable shelves each bay					LE includes 2" figured anigre short grain border on top with 1¾" figured anigre short grain border on door fronts			
	GC0Y-2984	28	84	40	accommodates 42" plasma display	15249	16064	377
	GC0Y-2996	28	96	40	accommodates 54" plasma display	16641	17563	413
2 full depth outside hinged door compartments 15" deep equipment shelves behind center doors with wire access to plasma display.					LE includes 2" figured anigre short grain border on top with 1¾" figured anigre short grain border on door fronts			
Plasma Lift Remote Control Included								

Description	Model Number	Overall Dimensions (in.)			Notes	Price (US\$)		Weight (lbs.)
		Depth	Width	Height		Standard	LE	
Presentation Board with Base Cabinet 	GVBC-1560	14½	60	77	Base cabinet with 4- 13¼" w hinged doors 26½" w upper hinged doors that close over 53" w x 45" h whiteboard	8623	10134	366
	GVBC-1572	14½	72	84	Base cabinet with 4- 16¼" w hinged doors 32½" w upper hinged doors that close over 65" w x 45" h whiteboard	9422	11195	412
Dry Erase writing surface back Fabric tacksurface on inside of upper doors 29" base cabinet height 1 adj. shelf behind each pair of hinged doors Unit will ship in 2 sections					LE includes 1¾" figured anigre short grain border on panel door fronts			
Hinged Door Plasma Display with Base Cabinet 	GVDC-2154	20½	54	77	Base cabinet with 4-11¾" w hinged doors 23½" w upper hinged doors that close over 47" w x 36" h display area	8634	10028	357
	GVDC-2160	20½	60	77	Base cabinet with 4 -13¼" w hinged doors 26½" w upper hinged doors that close over 53" w x 36" h display area	9039	10567	380
	GVDC-2166	20½	66	77	Base cabinet with 4 -14¾" w hinged doors 29½" w upper hinged doors that close over 59" w x 36" h display area	9443	11104	403
	GVDC-2172	20½	72	77	Base cabinet with 4 -16¼" w hinged doors 32½" w upper hinged doors that close over 65" w x 36" h display area	9849	11641	426
Fabric tack surface on inside of upper doors 36" base cabinet height 1 adj. shelf behind each pair of hinged doors Unit will ship in 2 sections					LE includes 1¾" figured anigre short grain border on panel door fronts			


Description	Model Number	Overall Dimensions (in.)			Notes	Price (US\$)		Weight (lbs.)
		Depth	Width	Height		Standard	LE	
	GVBH-4848	8¼	51	52¼	24"w hinged doors	3833	4545	143
	GVBH-6048	8¼	63	52¼	30"w hinged doors	4427	5284	179
Fabric panels inside of doors Dry Erase writing surface interior		<i>LE includes 1¾" figured anigre short grain border on panel door fronts</i>						
	GVP-2130	21	30	42½		3551	4054	111
	GVP-2136	21	36	42½		3856	4439	123
Sloped speakers' shelf Fixed shelf in kneespace		<i>LE includes 1¾" figured anigre short grain border on approach front panel</i>						
	GVC-1524	15	24	29	4"h open phonebook shelf	2700	3134	63
		<i>LE includes 1¾" figured anigre short grain border on top and 1¾" figured anigre short grain border on door front</i>						

Description	Model Number	Overall Dimensions (in.)			Notes	Price (US\$)		Weight (lbs.)
		Depth	Width	Height		Standard	LE	
	GTD-202018	20	20	18		1495	1723	81
	GTD-262620	26	26	20		1878	2211	108
	GTD-323216	32	32	16		2476	2926	123
	GTD-383816	38	38	16		2718	3305	147
<i>LE includes 1¼" solid wood edge with 2" figured anigre short grain border on top</i>								
	GTC-262620	26	26	20		1649	1933	104
	GTC-223220	22	32	20		1683	1977	109
	GTC-323220	32	32	20		1862	2253	146
<i>LE includes 1¼" solid wood edge with 2" figured anigre short grain border on top</i>								
	GTS4A-213616	21	36	16		1597	1913	47
	GTS4A-214816	21	48	16		1734	2134	57
	GTS4A-363616	36	36	16		1785	2261	67
	GTS4A-213020	21	30	22		1546	1818	44
	GTS4A-303020	30	30	22		1647	2003	54
<i>LE includes 1¼" solid wood edge with 2" figured anigre short grain border on top</i>								
	GTS2P-213616	21	36	16		2828	3144	74
	GTS2P-214816	21	48	16		2969	3371	83
	GTS2P-213020	21	30	20		2867	3140	77
	GTS2P-303020	30	30	20		2956	3313	86
<i>LE includes 1¼" solid wood edge with 2" figured anigre short grain border on top</i>								

Description	Model Number	Overall Dimensions (in.)			Notes	Price (US\$)		Weight (lbs.)
		Depth	Width	Height		Standard	LE	
Round Conference Table with Cabriole Column Base	GTR1Y-3636	36	36	29	3 leg base with 21¾" spread	2882	3423	65
	GTR1Y-4242	42	42	29	4 leg base with 30" spread	3357	4043	91
	GTR1Y-4848	48	48	29	4 leg base with 30" spread	4281	5131	111
		LE includes 1¼" solid wood edge with 2" figured anigre short grain border on top						
		<hr/>						
Racetrack Conference Table with 2 Cabriole Column Bases	GTR2Y-3072	30	72	29	2- 3 leg base with 21¾" spread*	4755	5591	126
	GTR2Y-3672	36	72	29	2- 3 leg base with 21¾" spread*	5121	6079	142
	GTR2Y-4284	42	84	29	2- 4 leg base with 30" spread**	5826	7057	177
	GTR2Y-4296	42	96	29	2- 4 leg base with 30" spread**	6171	7555	195
		*LE includes 1¼" solid wood edge with 2" figured anigre short grain border on top						
		**LE includes 2" solid wood edge with 3" figured anigre short grain border on top						
Long grain direction top		<hr/>						
Round Conference Table with Cylinder Base	GTR1D-4242	42	42	29	19½" diameter base	3789	4475	149
	GTR1D-4848	48	48	29	19½" diameter base	4729	5580	176
	GTR1D-5454	54	54	29	25½" diameter base	5366	6397	218
	GTR1D-6060	60	60	29	25½" diameter base	5891	7118	242
		LE includes 1¼" solid wood edge with 2" figured anigre short grain border on top						
		<hr/>						

Description	Model Number	Overall Dimensions (in.)		Price (US\$)	
				Standard	LE
Black Leather Inset Top Upgrade for Rectangular Desk Tops. 	GALI-S-3666	36	66	1332	1660
	GALI-S-3072	30	72	1490	1614
	GALI-S-3672	36	72	1657	1781
	GALI-S-3678	36	78	1739	1863
	GALI-S-3684	36	84	1822	1946
	GALI-S-4284	42	84	2014	2138

Leather top sections are divided by 2" solid wood battens.
 Standard Barrington desk tops with leather insert tops have a 3½" solid ogee edge trim.
 Barrington LE products have a 2½" Limba border between the solid ogee edge and the leather insert panels.

Black Leather Inset Top Upgrade for Tulip Shaped Desk Tops. 	GALI-T-3966	39	66	1798	1922
	GALI-T-4072	40	72	1956	2077
	GALI-T-4378	43	78	2136	2260
	GALI-T-4384	43	84	2234	2358

Leather top sections are divided by 2" solid wood battens.
 Standard Barrington desk tops with leather insert tops have a 3½" solid ogee edge trim.
 Barrington LE products have a 2½" Limba border between the solid ogee edge and the leather insert panels.